



Krabat Pilot

User Manual



Safety

All Krabat products are CE marked according to MDR 2017/745 and 93/42 / EØF, Class 1 of 14 June 1993 - Medical Device Directive. This certifies that it meets all relevant European safety requirements. This manual is approved according to these standards. The shelf life of the product corresponds to a lifespan of about 5 years under normal use. After about 5 years the product should be renovated by Krabat AS or an approved partner to extend the product's service life. All service must be performed by Krabat or an authorized partner.

Products with electrical components must be submitted to Krabat for a technical review / overhaul before it is sent out to use again.



The CE-label is to be removed if the product is modified, or non-original parts are used!



Adjustments not described in Krabat user manuals shall only be carried out by Krabat, or by personnel approved by Krabat.



Krabat products are not toys! Improper use may cause damage to both user and/ or the product.



Warranty

Krabat provide a guarantee of 2 years for all products. This guarantee is aimed at defects in workmanship or materials. The guarantee may be reduced or waive if service or daily maintenance are not observed. It is the customer's responsibility to ensure that maintenance is carried out.

The warranty does not cover accidental damage, including damage caused by improper use or lack of maintenance. The warranty does not cover normal wear or wear parts.

The warranty is void if non-original parts are used, or if the product is repaired or modified by personnel not approved by Krabat.

Revision history:			
Revision:	Date:	Author:	Notes:
1.0	10.10.2016	A.L. Sørensen	Established
2.0	03.05.2021	A.Simensen	Lagt til revisjonstabell og advarsler

The information in this manual was correct at the time of publication. The information can be changed by the manufacturer without notice, therefore go to www.krabat.no for updated instructions for use and updated technical information about the product at all times.



Krabat Pilot

General	s. 05
Main components	s. 07
Use	s. 08
Individual adjustments	s. 08
Optional equipment	s. 09
Maintenance	s. 10
Technical data	s. 11
Warnings and definitions	s. 12
Warranty	s. 15

01 – General

Krabat Pilot is an innovative and different transfer aid for the young users. Traditional crawling aids give minimal active help to the child to lift the hips, but so does Krabat Pilot. When the child is helped to lift the hips, it is easier to get the knees under the child and this makes it easier to move. The lifting movement that Krabat Pilot gives is dynamic, and changes all the time when the child moves. By using the crawling and positioning equipment Co-Pilot, the child gets the friction needed against the ground and adjustable elastics that can alternate leg movement, correct the child back in 4-foot standing and prevent hip abduction.

Krabat Pilot requires individual testing and customization.



Movement



Krabat Pilot is an aid for positioning in 4-footer, pre-stages for crawling and transfer. The pilot provides a starting position that stimulates play and participation by the child coming up from the floor. Weight bearing on the hip and shoulder joints is very important for the child's motor development.

It is beneficial to start with Krabat Pilot early while the child is motivated to work with 4-foot standing and crawling. The aid provides a dynamic lift of the child's hips, which can be changed according to the child's weight and activity level. The height can also be changed so that Krabat Pilot is suitable for children of different sizes, where the main group is between 1 and 5 years old.

Krabat Pilot has stepless height adjustment and adjustable length of the board. The strength of the gas spring that adjusts the lift on the hips can be easily adapted to the individual user. The optimal configuration for each child with the correct height, length of the board and strength of the gas spring that lifts the hips is determined by a test.

It is easy to take the child in and out of the aid. The child is also not restrained (other than with a strap under the buttocks), and can move relatively freely. This is important both for well-being and for the crab movement.

Krabat Pilot is designed so that there is a minimal risk of fingers getting caught under the wheels during use. The surface facing the child is soft and easy to keep clean.

Krabat Pilot has a modern and thoughtful design, and is compact and easy to take with you.



02 – Main components – Krabat Pilot

Krabat Pilot with manuel height adjustment has the main components:

- 01 Adjustable cradle to place the child safely in during use.
- 02 Lower main structure that controls the direction of the crab aid
- 03 Adjustable seat strap that keeps the child in the correct position
- 04 Directional wheels
- 05 Height adjustment
- 06 Mount for Krabat Co-Pilot (optional)

03 – Use

Good and correct friction on the knees is important for crawling. Krabat Co-Pilot are knee pads specially developed to provide good friction against surfaces such as parquet and floor coverings when the child uses Krabat Pilot.

Krabat Co-Pilot is delivered with elastic that is attached between the child and the aid, and / or between the child's knees. The result of this solution is that the child can get help of himself to move his knees forward during crawling. The elastic reduces hip abduction and leads the child back to the crab position in case of spasm.



Krabat Co-Pilot



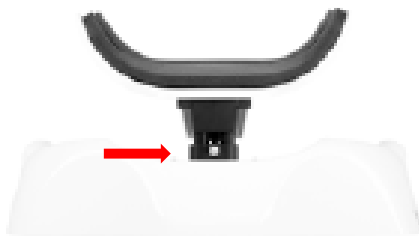
Backstrap



Butterfly harness

04 – Adjustment

Adjustment of height




Stepless adjustment, lowest possibility




Stepless adjustment, highest possibility

Adjusting of the cradle



Adjusting of the gas spring



Gas spring in position with most lift

Gas spring in position with medium lift

Gas spring in position with less lift

05 – Accessories

There are some accessories available, eg Co-pilot, new pillows, vests and straps.

See www.krabat.com for an updated list of accessories.

Most of the accessories are delivered with their own user and installation instructions.

If you need accessories or other custom equipment for Krabat Pilot, contact a Krabat representative or a Krabat-approved therapist for installation and adjustment.

06 - Maintenance

All metal and plastic parts can be cleaned with mild soapy water. The cot is covered with foam material, and can be cleaned with either a cloth and soapy water or machine washed at 40 degrees. If necessary, new ones can be bought, which are easily replaced and can be done on your own.

This is a personal product, individually tailored according to the medical requirements and requirements of each user. No regular maintenance is required.

Wash product components if necessary. Follow regular hygiene advice and keep the product clean at all times.

The pillows are attached to the product with Velcro. Advice on removing stains can be found at www.krabat.no.

Ball bearings and other moving parts are maintenance-free and should not be lubricated.

To avoid damage, no part of the product should be repaired or maintained while in use.

NOTE: If any part breaks, breaks, or is obviously damaged, stop using the product and contact authorized personnel for service or appropriate corrective action.

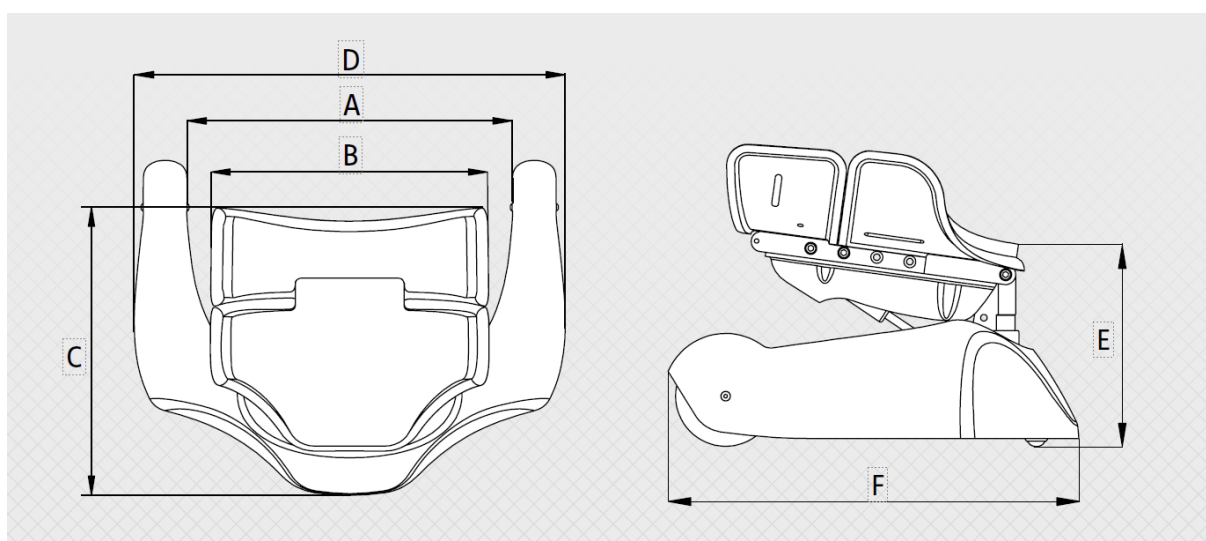
07 - Individual adjustment

If the product needs to be adjusted for any reason, please contact a physiotherapist or occupational therapist. Adjustments to the unit must be made by qualified personnel or Krabat AS.

Under no circumstances may the user make changes to the product.

08 - Technical data

	Description	Sizes
A	Internal width	30 cm
B	Width of board	25 cm
C	Length of board	21 - 28 cm
D	Total width	39 cm
E	Height	15 – 21 cm
F	Total length	31 cm
	Weight	1,9 kg
	Age	From about 9 months
	Max user weight	25 kg



09 – Warnings and definitions

General warnings:

Suffocation/ strangulation:

During normal use, when the user is in the product and possibly secured, there is no danger of suffocation. To avoid the potential for suffocation, **never allow a child to use Krabat Pilot without the supervision of an adult.**

Entrapment/ pinching:

When the child is in the product when it is in use, the possibility of squeezing is present. To reduce the possibility of crushing events, make sure that no one is near the lifting mechanism when the product is in use. To further prevent the possibility of dangerous events, the child and the product must never be left unattended.

Danger of tipping:

There is always a real danger that a product may tip, if you do not comply with restrictions set by a therapist with training from Krabat, information that accompanied the product or information available on Krabat.no. A general rule is that any movement outside the "footprint" of the product towards the surface can pose a risk of tipping. The higher the user, will also affect the possibility of tipping. The same applies to additional components fitted. To prevent the possibility of such incidents, one should avoid this, as well as never leave the child in the product without supervision.

Definition of parts used:

The definition of parts used are parts of the product that meet the USER during normal use / to perform its function.

Definition of parts used are: crawling unit including board, pillows, straps and textile.

Transport and storage

During transport and / or storage, Krabat Pilot should remain operational in normal use within its specifications after transport or storage in the following temperature ranges:

- -25 ° C to +5 ° C, and
- + 5 ° C to +35 ° C at relative humidity up to 90%, non-condensing;
- 35 ° C to 70 ° C at water vapor pressures up to 50 hPa

after the product has been removed from packaging and then between uses.

Note: Krabat Pilot should be kept indoors.

Environmental impacts during use

When the Krabat Pilot is to be used, it must be used under the following environmental conditions:

- In temperatures between + 5 ° C to + 40 ° C;
- At relative humidity of 15% to 93%, non-condensing
- At an atmospheric pressure between 700 hPa to 1,060 hPa

This product is classified for non-continuous operation.

Normal operating cycle for use - 10% or 2 minutes of operation followed by 18 minutes of standstill.

Use after storage:

If Krabat Pilot is stored cold (below 0 degrees Celsius), wait 20 minutes before using the product.

If the Krabat Pilot is stored in a warm place (above 50 degrees Celsius), all surfaces must be allowed to cool to ambient temperature before placing the child in the product. Wait 20 minutes before using the product.













Avoid burns scalding:

If the Krabat Pilot is left in direct sunlight, move the product away from direct sunlight and check that all surfaces of the product have reached an acceptable temperature before placing the child in the product.

Recycle components and materials in accordance with local, state, and national regulations.

Explanations of symbols

Explanation of the various symbols used on the product and in this manual:

Symbol	Importance	Importance	Expanations
	Symbol for use worth marking medical equipment.	Producer	Indicates the manufacturer of medical devices
	Medical electrical equipment - Part 1: General requirements for basic safety and essential performance	See instructions for use	Indicates the need for the user to see the user manual
	Medical electrical equipment - Part 1: General requirements for basic safety and essential performance	See instructions for use	See instructions for use
	General warning sign	Warning: read all warnings and safety rules in the operating instructions	When a user is sitting in the product and the product is to be moved, e.g. from room to room, it is NOT recommended to do this with the unit in the highest position. To prevent accidental tipping, never move the product when it's in the highest position.
	Medical electrical equipment	Type BF applied part	Identification of type BF applied part according to IEC 60601-1.
IPN ₁ N ₂	Medical electrical equipment - Part 1: General requirements for basic safety and essential performance	Degree of water and dust penetration	Manufacturer-determined degree of particle and water ingress protection.
	Symbol for use In marking electrical appliances	Kun til innendørs bruk	To identify electrical equipment designed primarily for indoor use.
	Symbols for use in the labelling of electrical devices.	Risk class 2	To identify electrical equipment designed primarily for indoor use
	The requirements for accreditation and market surveillance relating to the marketing of products; Medical Device Directive	CE marking	Signifies European technical conformity.
	Symbol for use in the labelling of electrical devices.	Do not throw in general waste	Highlights that you should not place the electrical item in the general waste (it should be taken to a local recycling centre)
	Symbol from the certified body that performed tests	Certification mark	Certification mark that signifies that this product is certified to meet requirements of US and Canadian electrical safety standards.
	Safety sign to prohibit sitting on a surface.	No sitting on surface	To identify surfaces/ parts that are unsuitable to sit on.
	Safety sign to prohibit stepping onto a surface.	No stepping on surface	To identify surfaces/ parts that are unsuitable to step on.

Warranty

Manufacturer of KRABAT products, Hepro AS avd KRABAT - hereinafter referred to as KRABAT - which has its place of business in Ravnsborgveien 56, 1395 Hvalstad, Asker, Norway - gives the buyer of a KRABAT - product the following product guarantee, hereinafter referred to as «WARRANTY»:

1. This WARRANTY is given under the strict condition that the buyer and any person who buys gives access to the KRABAT product complies with the following SAFETY PRECAUTIONS:
 - I. Always read and understand the accompanying operating instructions for the product before using the product.
 - II. The KRABAT product is only intended to be used for its intended purpose in accordance with the KRABAT instructions for use for the relevant KRABAT product.
 - III. Children or other users of KRABAT product must always be supervised by adults.
 - IV. Make sure that the hip belt (seat belts) are properly fastened and work properly. Periodically check that the hip belt is securely fastened to the KRABAT product.
 - V. Always use KRABAT products in consultation with a local physiotherapist or occupational therapist.
 - VI. The KRABAT product is not a toy. Do not allow children or others to play with the KRABAT product as it may cause injury to persons and / or product
 - VII. When the KRABAT product is not in use, store it so that it can not be misused or cause harm to others, to the KRABAT product and its functions.
2. Subject to compliance with the terms of the WARRANTY, KRABAT warrants that the KRABAT product for a period of one (1) year (the warranty period) from the time of purchase of the KRABAT product, that the KRABAT product shall function in accordance with the intended purpose as stated in the KRABAT instructions for use after purchasing the KRABAT product.
3. Should any damage or defect occur in the product during the said warranty period, KRABAT will offer assistance within a reasonable time. The defect is corrected by either KRABAT or a third party approved by KRABAT either by taking the product for inspection / repair or forwarding spare parts for replacement provided that the buyer of KRABAT product without undue delay after becoming aware of defects, has notified KRABAT in writing or a representative authorized by KRABAT about defects / deficiencies that are discovered. KRABAT reserves the right, at its discretion, to forward a new product instead of carrying out repair work if the product has defects / errors. When forwarding spare parts, parts that need to be replaced or a new product (unit?). When sending spare parts, parts to be replaced or a new product, KRABAT or authorized representatives are considered to have fulfilled their obligations when the relevant parts or product have been made available for collection at the place where the original KRABAT product was sold.

4. In the event that a defect is not remedied,

I. Buyer is entitled to a reduction of the purchase price in relation to the reduced value of the KRABAT product, provided that the reduction of the purchase price, under no circumstances, exceeds fifteen (15%) percent of the purchase price for said KRABAT product, or

II. Where the defect is so significant that it deprives the buyer of a significant advantage of the purpose of the purchase, the buyer may cancel the purchase on the basis of the defective KRABAT product. If the buyer has suffered a loss, the buyer may be entitled to a refund of a maximum of fifteen (15%) of the purchase price for the said KRABAT product.

5. THIS WARRANTY MAKES NO WARRANTIES OTHER THAN THE WARRANTIES GIVEN UNDER THIS WARRANTY.

6. For the avoidance of doubt. This WARRANTY does not cover any liability by KRABAT or KRABAT's authorized representatives for indirect losses or consequential damages incurred by the buyer or person who gave access to the product by the buyer, knowingly or unknowingly.

7. This WARRANTY does not apply when the KRABAT product is supplemented with or has been supplied with parts that have not been produced by KRABAT or parts produced or delivered by others where the use is not authorized in writing by KRABAT.

8. KRABAT is only responsible for errors that occur under operating or operating conditions that are stipulated in the operating instructions for the relevant KRABAT product.

9. KRABAT shall not be held liable for defects caused by incorrect maintenance, incorrect adjustments or repairs performed by anyone other than KRABAT or a representative authorized by KRABAT or for changes to the KRABAT product that have been made without the written consent of KRABAT.

10. This WARRANTY does not cover normal wear and tear

11. KRABAT is under no circumstances responsible for defects or damage to parts of the KRABAT product for more than two (2) years after delivery.

12. Except as provided in this WARRANTY, KRABAT, as well as KRABAT's authorized representatives, shall not be held liable for defects in any KRABAT product. This applies to any loss including production loss, loss of profit or other indirect loss.



Hepro AS, avd. Krabat

Ravnsborgveien 56

1395 Hvalstad

Norway

www.krabat.no